

3-1.4

FMS




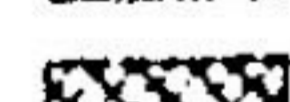


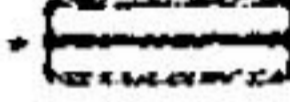







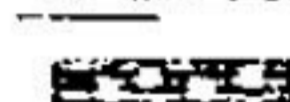
DES

ES

# INDORE 3-I-2

## EXISTING LAND USE PATTERN

### LEGEND

- RESIDENTIAL 
- COMMERCIAL 
- INDUSTRIAL 
- PUBLIC & SEMI PUBLIC 
- PUBLIC FACILITY 
- TRANSPORTATION
  - RAILWAY STATION 
  - RAILWAY LINE 
  - BUS DEPOT 
  - BUS STAND 
  - ROADS 
- RECREATIONAL
  - PARKS 
  - PLAY FIELDS 
- VACANT LAND 
- AGRICULTURE LAND 
- WATER BODY 
- CORPORATION LIMIT 